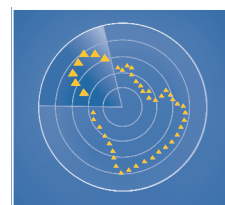


AL AHLI GULF FUND

FACT SHEET - JUNE 2021



الصندوق
الأهلي الخليجي
Al Ahli Gulf Fund

Fund Objective

To achieve long-term capital appreciation through investing in the shares of companies listed across all GCC exchanges by realizing outstanding investment returns with an acceptable level of investment risk.

Executive Summary

Fund type:	Open-ended
Subscription /Redemption:	Monthly
Launch date:	August 2003
Management fees:	1.25%
Incentive fees:	10% over 10% Hurdle
Manager:	Ahli Capital Investment Co.
Custodian:	Kuwait Clearing Co.
Minimum Subscription:	1,000 Units
Next dealing date:	29 th JULY 2021
Last dealing price:	KD 1.1134770 / Unit

Current Performance Summary

NAV	JUNE'21	YTD'21
KD 1.11	+3.09%	+19.12%

Monthly Performance

Jan'21	Feb'21	Mar'21	Apr'21	May'21	Jun'21
+0.74%	+2.17%	+6.50%	+3.80%	+1.56%	+3.09%

Jul'21	Aug'21	Sep'21	Oct'21	Nov'21	Dec'21

Historical Performance

2004	2005	2006	2007	2008	2009	2010
+31.60%	+53.10%	-21.00%	+28.80%	-28.80%	+10.80%	+11.51%
2011	2012	2013	2014	2015	2016	2017
-10.44%	+4.19%	+23.89%	+7.32%	-6.00%	-0.33%	-1.10%
2018	2019	2020	Since Inception			
+13.62%	+14.38%	-4.41%	157.44%			

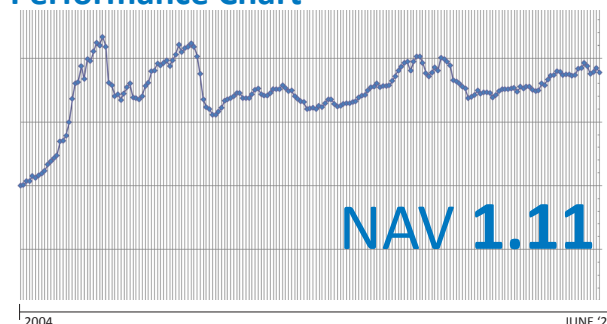
Returns inclusive of dividends / Bonus distributed

Profits Distributed

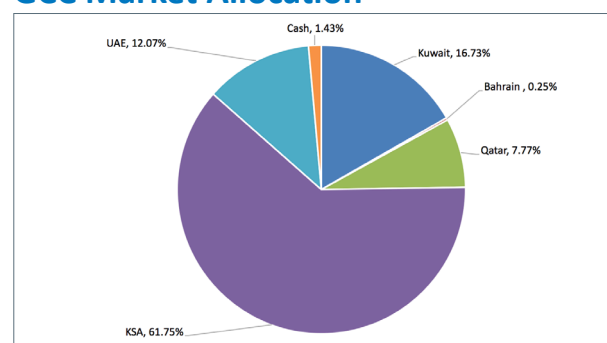
2004	2005		2006	2007	2009	2010
Cash	Cash	Bonus	Cash	Cash	Cash	Cash
KD 0.180	KD 0.222	22.30%	KD 0.050	KD 0.130	KD 0.060	KD 0.070
2012	2013	2014	2018	2019	Since Inception	
Cash	Cash	Cash	Cash	Bonus	Cash	Bonus
KD 0.030	KD 0.030	KD 0.040	KD 0.090	8%	KD 0.902	30.3%

AHLI CAPITAL INVESTMENT CO. K.S.C.C.
PO Box 1387, Safat 13014, Kuwait
E: acic_info@abkuwait.com
F: +965 2246 6187

Performance Chart



GCC Market Allocation



Country

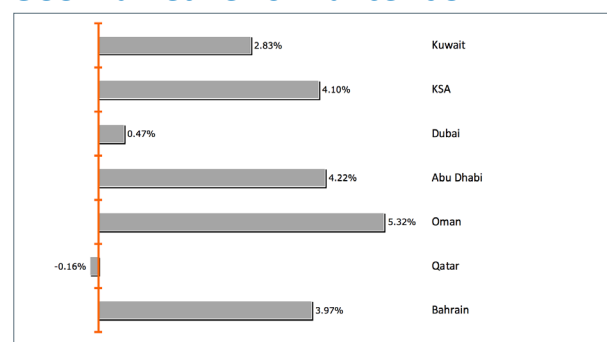
Manager

Kuwait	Ahli Capital Investment Co.
KSA	Sico
UAE	Sico
Oman	Sico
Qatar	Sico
Bahrain	Sico

Top 3 Positions / Market

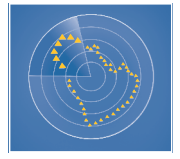
Kuwait	KSA	UAE
KFH	Al Rajhi Bank	Emirates Telecom
NBK	Saudi National Bank	Emirates NBD
Zain	Saudi Telecom	Arab INH. Logistics
Oman	Qatar	Bahrain
-	Industries of Qatar	AlAhli United Bank BSC
-	QLM life and medical	-
-	QNB	-

GCC Market Performance - JUNE 21



AL AHLI GULF FUND

FACT SHEET



الصندوق
الأهلي الخليجي
Al Ahli Gulf Fund

JUNE 2021

Fund Review:

The GCC indices ended June 2021 with a positive performance. Oman's Index recorded the best with a gain of (5.32%). Qatar's market was the weakest with a loss of (-0.16%).

Al Ahli Gulf Fund recorded a gain of +3.09% MTD. The S&P GCC Composite Price Index as of the NAV date was 3.05% MTD and 22.35% YTD. Al Ahli Gulf Fund gain since inception stood at 157.44%. The NAV of the fund was KD 1.1134770 on 30th June 2021.

Market Review:

According to the General Authority for Statistics (GASTAT), Saudi Arabia's GDP growth reduced 3.0% YoY in Q1 2021, whereas annual consumer price inflation increased by 5.7% YoY in May 2021. The increase in inflation was mainly attributed to a 19.3% rise in prices of transportation, followed by a 7.4% surge in prices of food and beverages. Saudi Arabia's Crown Prince Mohammed bin Salman inaugurated eight housing and medical projects for Ministry of Defense staff in several provinces at a cost of more than SAR4.0bn (USD1.066bn). The UAE's real GDP is forecast to grow 2.4% in 2021 and 3.8% in 2022, as per the Emirates News Agency (WAM). Moreover, in 2022, the country's non-oil real GDP is expected to increase 3.9%, according to the Financial Stability Report (FSR) that was recently released by the Central Bank of the UAE (CBUAE). UAE banks' investments rose 29.5% to AED510.6bn in April 2021 compared to AED394.2bn in April 2020, according to the recent data by CBUAE. Qatar's annual inflation increased 2.47% YoY in May 2021, primarily due to the price rise in the transport sector (highest at 13.2% YoY) and in the restaurants & hotels sector (up 5.6% YoY).

Qatar's foreign merchandise trade balance was in surplus by QAR16.6bn in May 2021, as exports totaled QAR24.9bn (up 87.8% YoY) and imports totaled QAR8.3bn (up 4.7% YoY). According to the Information & e-Government Authority, Bahrain's inflation rate fell 0.1% YoY in April 2021 compared to the 2.0% YoY decline in March 2021. Prices in the clothes and footwear sector decreased the most at 3.5% YoY. As per the National Centre for Statistics and Information (NCSI), Oman's inflation increased to 1.65% in May 2021 from 1.59% in April 2021.

Disclaimer:

This document is prepared for general circulation and is circulated for general information only. This document is not an invitation to subscribe to units of any investment fund or program therein. Past performance is not a guide to future returns. All the information contained in this document is believed to be reliable but may be inaccurate or incomplete. A full explanation of the characteristics of the investment is given in the prospectus. Any opinions stated are honestly held but are not guaranteed. The forecasts and material contained herein are for illustrative purposes only and are not to be relied upon as advice or interpreted as a recommendation. This document is meant for financial promotion and does not provide you with all the facts you need to make an informed decision about investing and hence is not intended to constitute investment advice. The information provided should not be considered as a recommendation or solicitation to purchase, sell or hold these securities. It should also not be assumed that any investment in these securities was or will be, profitable. The use of any information set out in this document is entirely at the recipient's own risk. Prospective investors are advised to seek independent professional advice to understand all attendant risks attached to investments in the Fund.

AHLI CAPITAL INVESTMENT CO. K.S.C.C.
PO Box 1387, Safat 13014, Kuwait
E: acic_info@abkuwait.com
F: +965 2246 6187

ahli-capital.com

1 832 832


أهلي كابيتال
AHLI CAPITAL