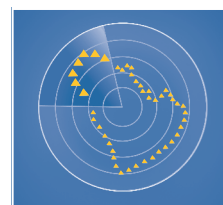


# AL AHLI GULF FUND

## FACT SHEET - JUNE 2022



الصندوق  
الأهلي الخليجي  
Al Ahli Gulf Fund

### Fund Objective

To achieve long-term capital appreciation through investing in the shares of companies listed across all GCC exchanges by realizing outstanding investment returns with an acceptable level of investment risk.

### Executive Summary

Fund type:	Open-ended
Subscription /Redemption:	Monthly
Launch date:	August 2003
Management fees:	1.25%
Incentive fees:	10% over 10% Hurdle
Manager:	Ahli Capital Investment Co.
Custodian:	Kuwait Clearing Co.
Minimum Subscription:	1,000 Units
Next dealing date:	July 28 <sup>th</sup> , 2022
Last dealing price:	KD 1.3064249 / Unit

### Current Performance Summary

NAV	JUNE'22	YTD'22
KD 1.30	-6.06%	8.67%

### Monthly Performance

Jan'22	Feb'22	Mar'22	Apr'22	May'22	Jun'22
7.92%	1.87%	6.77%	5.27%	-6.38%	-6.06%

Jul'22	Aug'22	Sep'22	Oct'22	Nov'22	Dec'22

### Historical Performance

2004	2005	2006	2007	2008	2009	2010
+31.60%	+53.10%	-21.00%	+28.80%	-28.80%	+10.80%	+11.51%

2011	2012	2013	2014	2015	2016	2017
-10.44%	+4.19%	+23.89%	+7.32%	-6.00%	-0.33%	-1.10%

2018	2019	2020	2021	Since Inception
+13.62%	+14.38%	-4.41%	28.61%	<b>202.05%</b>

Returns inclusive of dividends / Bonus distributed

### Profits Distributed

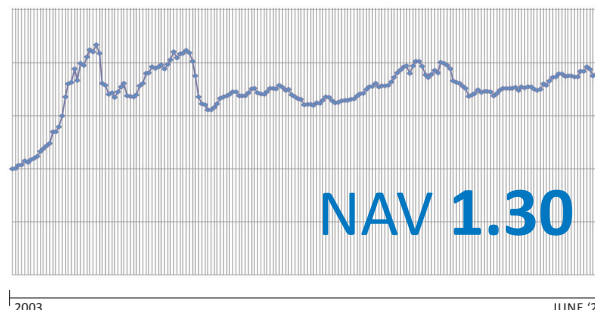
2004	2005		2006	2007	2009	2010
Cash	Cash	Bonus	Cash	Cash	Cash	Cash
KD 0.180	KD 0.222	22.30%	KD 0.050	KD 0.130	KD 0.060	KD 0.070

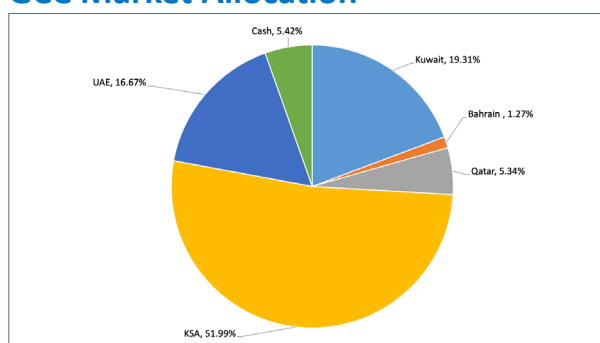
2012	2013	2014	2018	2019	Since Inception	
Cash	Cash	Cash	Cash	Bonus	Cash	Bonus
KD 0.030	KD 0.030	KD 0.040	KD 0.090	8%	KD 0.902	30.3%

AHLI CAPITAL INVESTMENT CO. K.S.C.C.  
PO Box 1387, Safat 13014, Kuwait  
E: acic\_info@abkuwait.com  
F: +965 2246 6187

### Performance Chart



### GCC Market Allocation



### Country

### Manager

Kuwait	Ahli Capital Investment Co.
KSA	Sico
UAE	Sico
Oman	Sico
Qatar	Sico
Bahrain	Sico

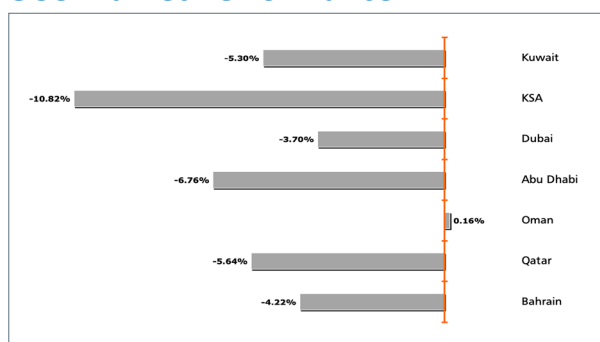
### Top 3 Positions / Market

Kuwait	KSA	UAE
NBK	The Saudi National Bank	Fertiglobe PLC
KFH	The Saudi British Bank	Air Arabia PJSC
Agility	Al Rajhi Bank	First Abu Dhabi Bank

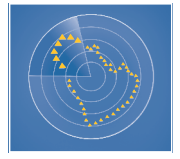
Oman	Qatar	Bahrain
-	QNB	Ahli United Bank
-	QLM Life and Medical Insurance QPSC	Aluminum Bahrain BSC

### GCC Market Performance



# AL AHLI GULF FUND

## FACT SHEET



الصندوق  
الأهلي الخليجي  
Al Ahli Gulf Fund

JUNE 2022

### Fund Review:

The GCC indices ended June 2022 with a negative performance. Oman's market recorded the best performance but a narrow one at 0.16%. KSA was the weakest with a decline of (10.82%). Al Ahli Gulf Fund recorded a loss of (6.06%) compared to the S&P GCC Composite Total Return Index of (9.62%). The NAV of the fund was 1.3064249 on the 30th of June.

### Market Review:

According to the General Authority for Statistics (GASTAT), Saudi Arabia's GDP growth increased 9.9% YoY in Q1 2022, driven by an increase in oil activities by 20.3%, non-oil activities by 3.7%, and government activities by 2.4% YoY. The Consumer Price Index (CPI) rose 2.2% YoY, slightly below April's inflation rate of 2.3% YoY, due to the rising prices of food and beverages and transport by 4.2% and 4.0%, respectively. Overall, merchandise exports surged 98.0% YoY in April 2022 to SAR 137.1BLN, mainly driven by a rise in oil exports by 123.0% YoY. Non-oil exports (including re-exports) increased 36.6% YoY in April 2022. The share of oil exports in total exports reached 80.0% in April 2022 from 71.1% in April 2021. Dubai's GDP grew 5.9% to AED 102.0BLN (USD 27.8BLN) in Q1 2022 from 6.2% recorded in 2021, aided by strategic initiatives and economic stimulus programs. According to the Federal Competitiveness and Statistics Centre, the UAE's inflation increased 3.35% in Q1 2022 due to rising prices in 11 main sectors, whereas CPI climbed to 102.70 points in Q1 2022 from 99.37 points in Q1 2021. Qatar's CPI for May 2022 reached 103.13 points, up 1.34% MoM and 5.18% YoY. Qatar's foreign merchandise trade balance was in surplus by QAR 36.6BLN in May 2022, up 120.1% YoY and 7.0% MoM, as exports totaled QAR 45.3BLN (up 81.9% YoY) and imports stood at QAR 8.8BLN (up 5.5% YoY). As per

the National Centre for Statistics and Information (NCSI), Oman's inflation is at 2.40% in May 2022, as compared with 2.67% in May 2021. According to the Information & e-Government Authority, the inflation rate in Bahrain for May 2022 remained stable at 3.5% YoY compared with April 2022.

### Disclaimer:

This document is prepared for general circulation and is circulated for general information only. This document is not an invitation to subscribe to units of any investment fund or program therein. Past performance is not a guide to future returns. All the information contained in this document is believed to be reliable but may be inaccurate or incomplete. A full explanation of the characteristics of the investment is given in the prospectus. Any opinions stated are honestly held but are not guaranteed. The forecasts and material contained herein are for illustrative purposes only and are not to be relied upon as advice or interpreted as a recommendation. This document is meant for financial promotion and does not provide you with all the facts you need to make an informed decision about investing and hence is not intended to constitute investment advice. The information provided should not be considered as a recommendation or solicitation to purchase, sell or hold these securities. It should also not be assumed that any investment in these securities was or will be, profitable. The use of any information set out in this document is entirely at the recipient's own risk. Prospective investors are advised to seek independent professional advice to understand all attendant risks attached to investments in the Fund.

AHLI CAPITAL INVESTMENT CO. K.S.C.C.  
PO Box 1387, Safat 13014, Kuwait  
E: acic\_info@abkuwait.com  
F: +965 2246 6187

ahli-capital.com

1 832 832

